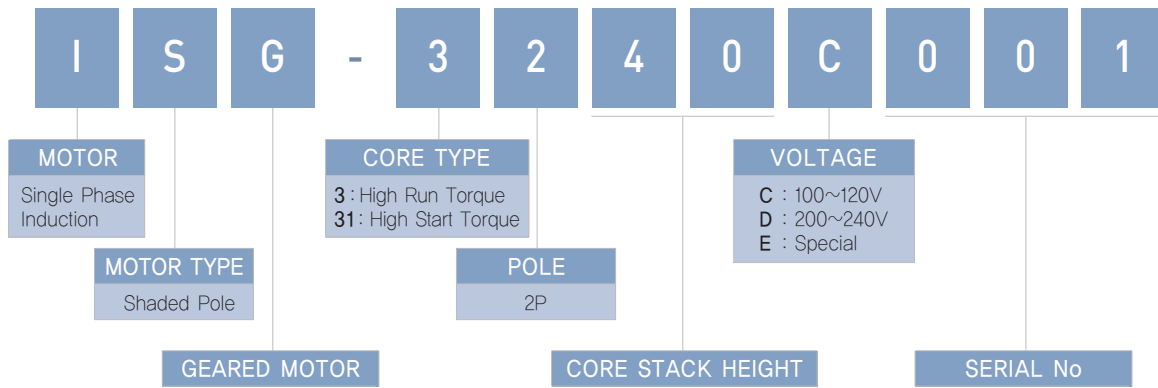
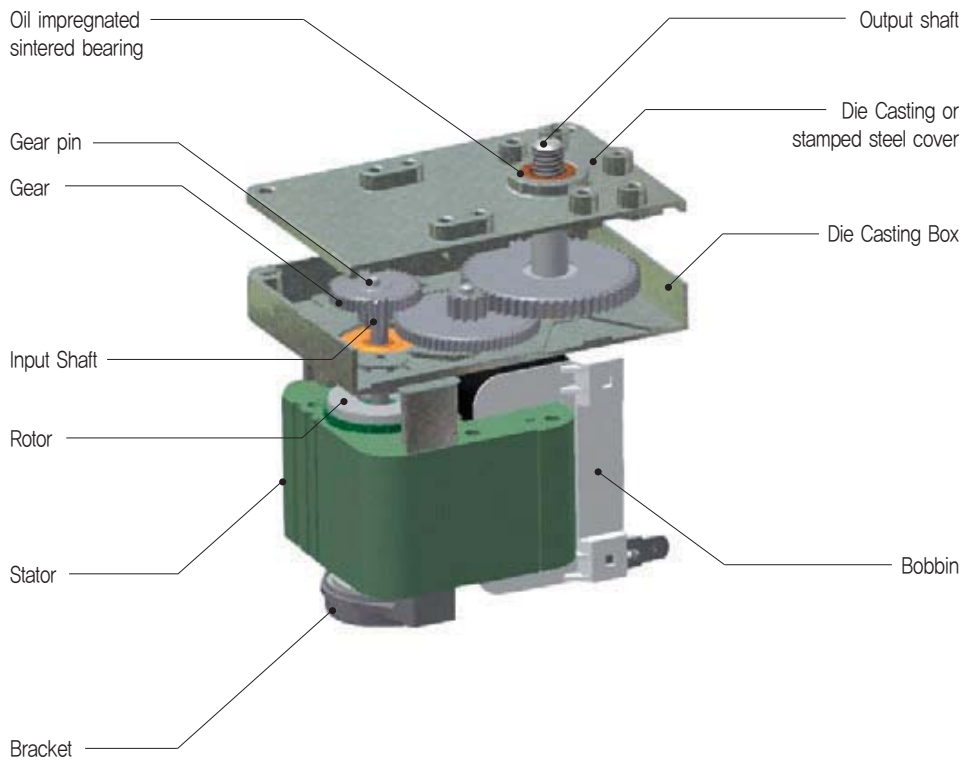


CODING SYSTEM

■ Coding System



■ Typical Geared Motor Construction



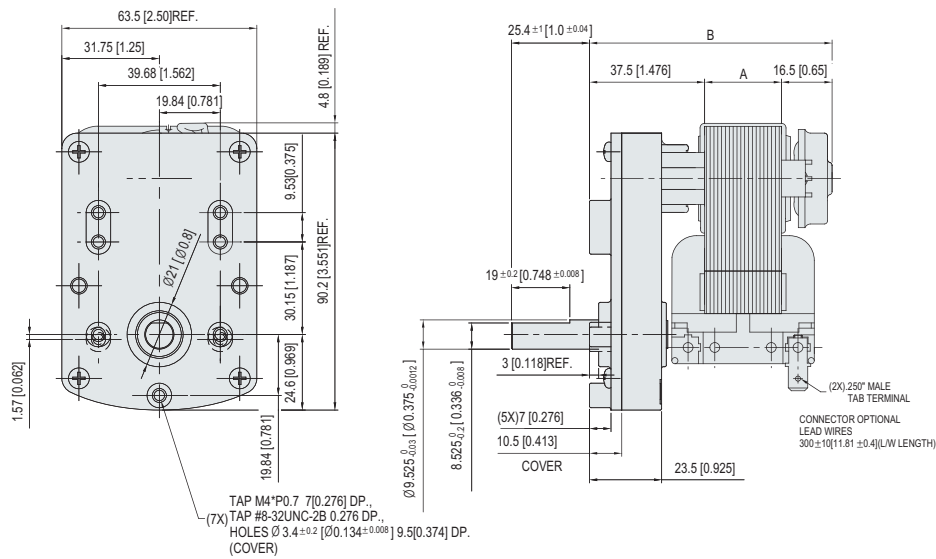


GEAR BOX SZ Series motor ISG-3 Type

Maximum permissible torque of gear box : 115kgf-cm Max.

DIMENSION

UNIT : mm[inch]



Maximum permissible torque of gear box | 14

Type	A		B	
ISG-3215	15	0.591	69	2,717
ISG-3220	20	0,787	74	2,913
ISG-3225	25	0,984	79	3,110
ISG-3230	30	1,181	84	3,307
ISG-3240	40	1,575	94	3,701
ISG-3250	50	1,969	104	4,094

REDUCTION RATIOS & OUTPUT SPEED

Ratio	28.6	116.5	272.8	445.7	548.3	807.4	
Gear Steps	3			4			
Output Speed(Ref.)	@ 60Hz	125.9	30.9	13.2	8.1	6.6	4.5
	@ 50Hz	104.9	25.8	11.0	6.7	5.5	3.7

- Depending on Motor spec and Gear Box reduction ratio combination, Output speed and Torque specification can differ.
- If Cooling Fan and Clutch installed, Refer to Accessory Part, (Due to Fan and Clutch installation, motor's length is extended).
- Please contact our sales department regarding other gear ratio.
- The speed is calculated by dividing the motors synchronous speed (50Hz : 3,000rpm, 60Hz : 3,600rpm) by the gear ratio.

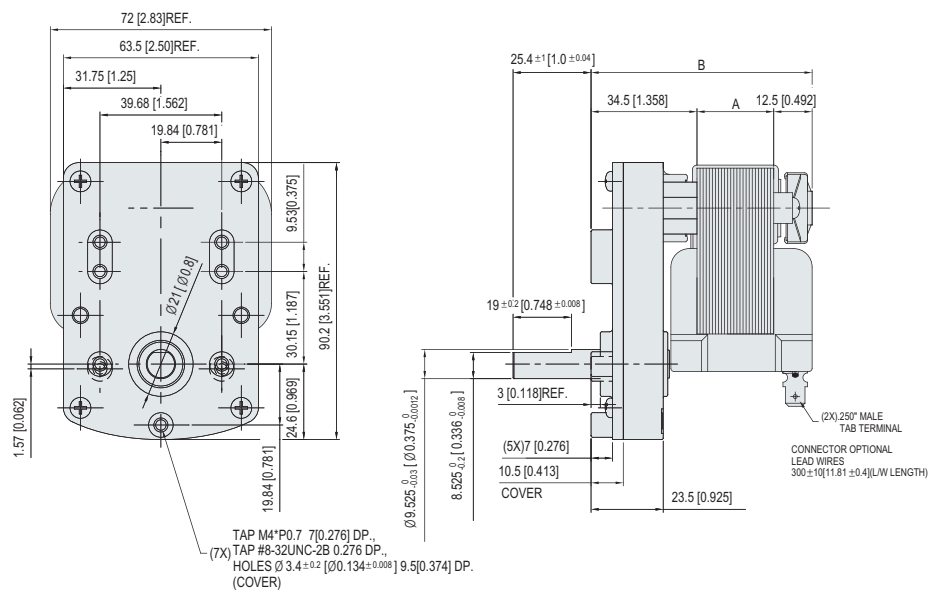


GEAR BOX SZ Series motor ISG-31 Type

Maximum permissible torque of gear box : 115kgf-cm Max.

DIMENSION

UNIT : mm[inch]



Type	A		B	
ISG-31215	15	0.591	62	2,441
ISG-31220	20	0.787	67	2,638
ISG-31225	25	0.984	72	2,835
ISG-31230	30	1.181	77	3,031

REDUCTION RATIOS & OUTPUT SPEED

Ratio	28.6	116.5	272.8	445.7	548.3	807.4	
Gear Steps	3			4			
Output Speed(Ref.)	@ 60Hz	125.9	30.9	13.2	8.1	6.6	4.5
	@ 50Hz	104.9	25.8	11.0	6.7	5.5	3.7

- Depending on Motor spec and Gear Box reduction ratio combination, Output speed and Torque specification can differ.
- If Cooling Fan installed, Refer to Accessory Part, (Due to Fan installation, motor's length is extended).
- Please contact our sales department regarding other gear ratio.
- The speed is calculated by dividing the motors synchronous speed (50Hz : 3,000rpm, 60Hz : 3,600rpm) by the gear ratio.