

SHADED POLE GEARED MOTOR



ISG-3 TYPE(40~50T)

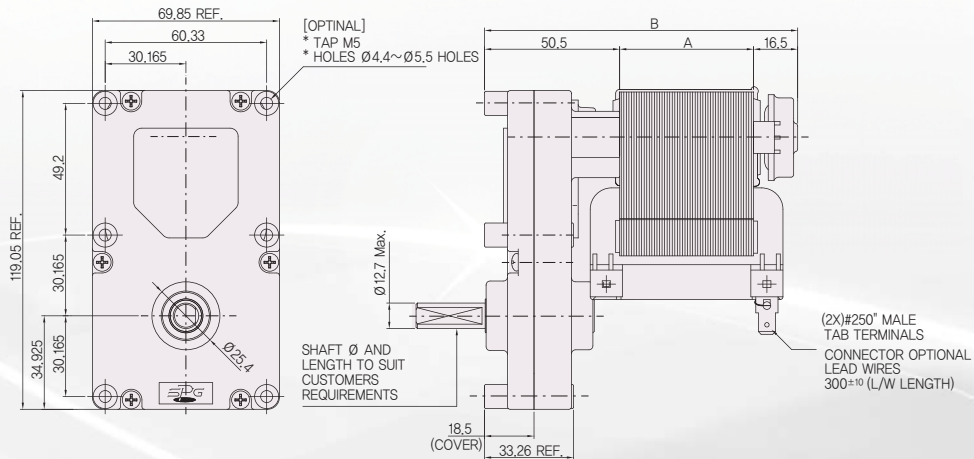
- ◆ **Application** : Pellet Burner(or Stove) - Ashes Cleaner
- ◆ **Insulation Class** : B(130)
- ◆ **Mounting Position** : Any
- ◆ **Output Rotation** : C.W or C.C.W
- ◆ **Motor Protection** : Impedance or Thermally Protected
- ◆ **Cable exit** : Variable
- ◆ **Gear Box Permissible Torque** : 33.8 Nm
- ◆ **Duty** : S1(Continuous), S2(Short-time), S3(Intermittent periodic)
- ◆ **Output Shaft** : Length and diameter to suit individual customer requirements
- ◆ **etc.** : Low Noise, Fan Ass'y Type

SPECIFICATION

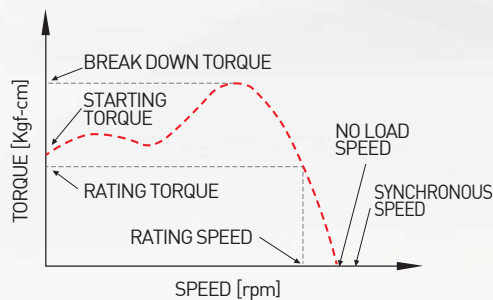
Type	A	B	Ratio	1/511(Gear Step : 4)	1/853(Gear Step : 4)
ISG-3240Type	40mm	107mm	50Hz	5.7 r/min	3.4 r/min
ISG-3250Type	50mm	117mm	60Hz	6.8 r/min	4.1 r/min

* A customized rpm and torque available.

DIMENSIONS



N-T CURVE CHARACTERISTICS



3 Core type Speed-Torque Characteristics

Note

1. T_b : Break Down Torque, T_s : Starting Torque, T_r : Rating Torque(About Max Efficiency)
2. Geared Motor Output Torque = Motor Torque \times Gear Ratio \times Gears Step(90%)
Ex] Motors(C- i) + Gear Ratio[1/192] = $0.01 \times 192 \times 0.9^3 = 1.399$ N-m[T_s]
3. Motor Specification Data may be largely differed according with Duty Type and Cooling methods.
4. If fan installed, Motor output can be increased approximately 20%.
5. Refer to Motor Specification Data above. (Contact with agency or R&D for development)
6. Geared Motor Torque can be used within maximum permissible torque of GearBox. (Refer to 'Maximum Permissible Torque of Gear Box' table)



ISG-3 TYPE(HOLLOW SHAFT)

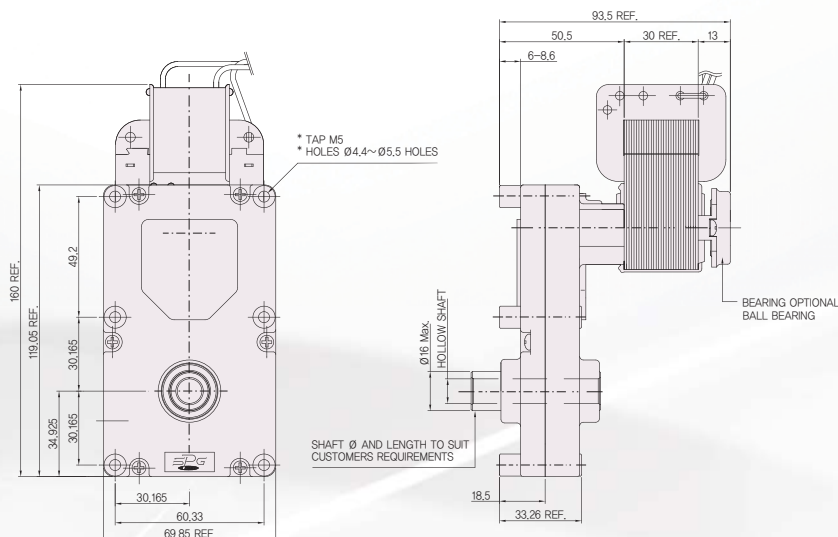
- ◆ **Application** : Pellet Burner(or Stove) - Ashes Cleaner
- ◆ **Insulation Class** : B(130)
- ◆ **Mounting Position** : Any
- ◆ **Output Rotation** : C.W or C.C.W
- ◆ **Motor Protection** : Impedance or Thermally Protected
- ◆ **Leads** : Variable
- ◆ **Gear Box Permissible Torque** : 33.8 Nm
- ◆ **Duty** : S1(Continuous), S2(Short-time), S3(Intermittent periodic)
- ◆ **Output Shaft** : Length and diameter to suit individual customer requirements
- ◆ **etc.** : Low Noise, Fan Ass'y Type

■ SPECIFICATION

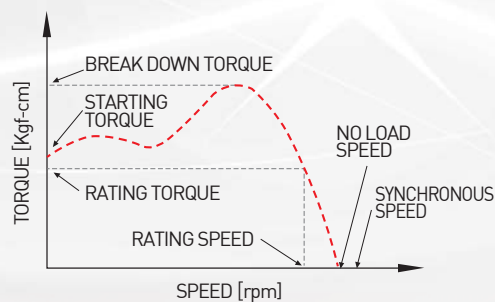
Ratio	1/922.7(Gear Step : 4)	1/1855.7(Gear Step : 5)
50Hz	3.0 r/min	1.6 r/min
60Hz	3.7 r/min	1.8 r/min

* A customized rpm and torque available.

■ DIMENSIONS



■ N-T CURVE CHARACTERISTICS



3 Core type Speed-Torque Characteristics

Note)

1. T_b : Break Down Torque, T_s : Starting Torque, T_r : Rating Torque(About Max Efficiency)
2. Geared Motor Output Torque = Motor Torque×Gear Ratio×Gears Step(90%)
Ex) Motors(C- i) + Gear Ratio(1/192) = $0.01 \times 192 \times 0.9^3 = 1.399$ N-m[T_s]
3. Motor Specification Data may be largely differed according with Duty Type and Cooling methods.
4. If fan installed, Motor output canbe increased approximately 20%.
5. Refer to Motor Specification Data above. (Contact with agency or R&D for development)
6. Geared Motor Torque can be used within maximum permissible torque of GearBox. (Refer to 'Maximum Permissible Torque of Gear Box' table)