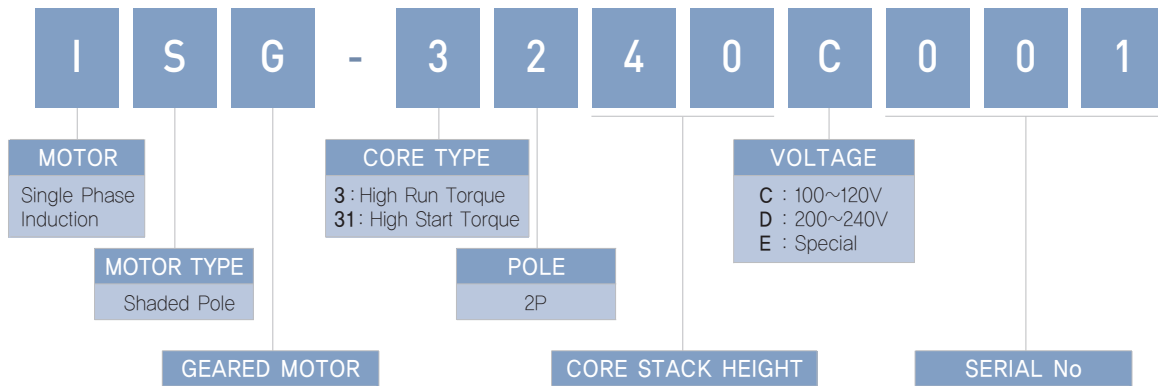
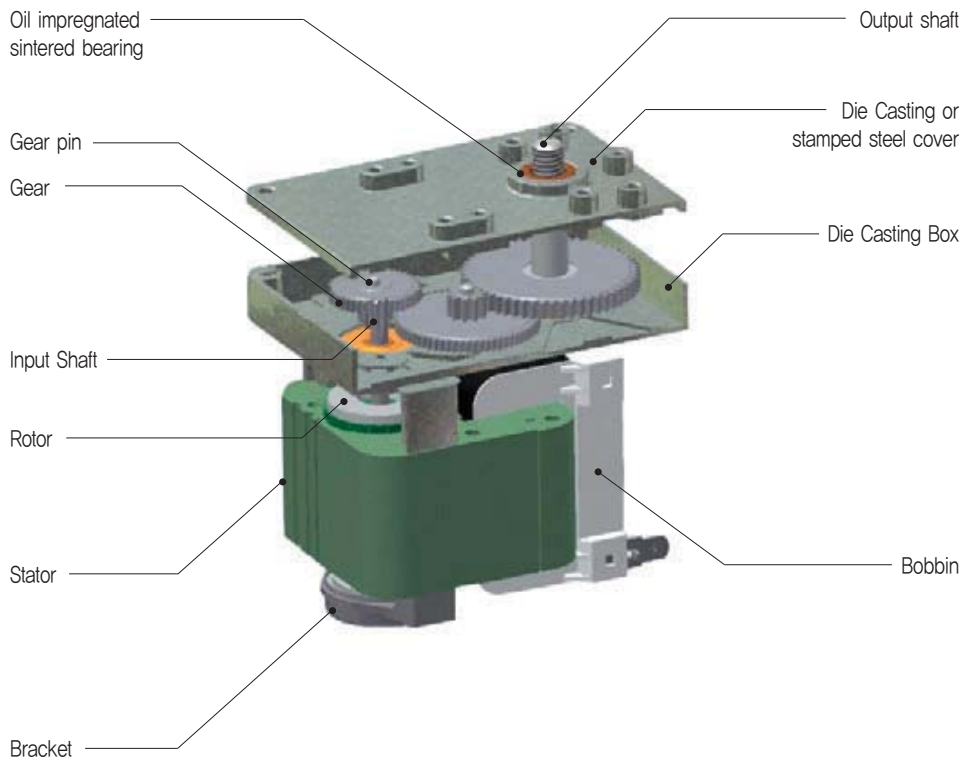


CODING SYSTEM

■ Coding System



■ Typical Geared Motor Construction



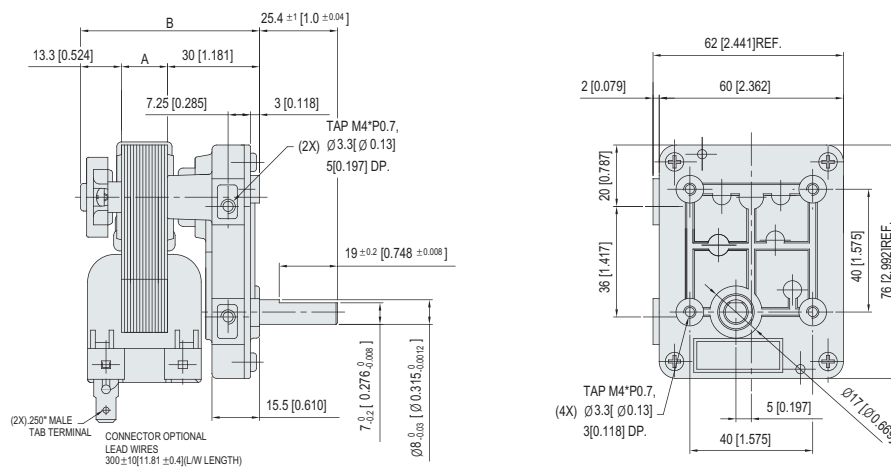


GEAR BOX F Series motor ISG-3 Type

Maximum permissible torque of gear box : 15kgf-cm Max.

DIMENSION

UNIT : mm[inch]



Type	A		B	
ISG-3215	15	0.591	58.3	2.295
ISG-3220	20	0.787	63.3	2.492
ISG-3225	25	0.984	68.3	2.689
ISG-3230	30	1.181	73.3	2.886

REDUCTION RATIOS & OUTPUT SPEED

Ratio	78	92.3	245.3	365.5	426.2	532.8	
Gear Steps	4						
Output Speed(Ref.)	@ 60Hz	46.2	39.0	14.7	9.8	8.4	6.8
	@ 50Hz	38.5	32.5	12.2	8.2	7.0	5.6

- Depending on Motor spec and Gear Box reduction ratio combination, Output speed and Torque specification can differ.
- If Cooling Fan and Clutch installed, Refer to Accessory Part. (Due to Fan and Clutch installation, motor's length is extended).
- Please contact our sales department regarding other gear ratio.
- The speed is calculated by dividing the motors synchronous speed (50Hz : 3,000rpm, 60Hz : 3,600rpm) by the gear ratio.